




ITEM NO	
QUANTITY	
JOB NAME	
JOB NO	

ROUND ROTATING BROILER WITH FEATURE FLAME SPECIFICATION SHEET



60" MODEL CP-RRBF-60
SHOWN WITH OPTIONAL PLATE SHELF

SPECIFICATIONS

The CHAR® Round Broiler with Feature Flame uses gas fuel and boasts an attention grabbing central feature flame. Available in 38", 48", and 60" diameters. The unit serves as a heavy duty broiler and can function as a griddle when equipped with the optional high polished 1" thick removable stainless steel griddle plates. These units are equipped with heavy duty cast iron lift out radiants and burners. To ensure peak performance and longevity, these units are constructed entirely out of 304 stainless steel and contain a ceramic cloth insulated exterior.

AVAILABLE MODELS

- CP-RRBF-38
- CP-RRBF-48
- CP-RRBF-60

STANDARD FEATURES

- 14 gauge stainless steel body
- Left and right side gas valves
- Removable drip pans
- Fully welded 14 gauge stainless steel fire box
- Ceramic cloth insulated perimeter
- 1/2" Thick laser cut removable steel grates
- Heavy duty locking swivel casters
- Removable cast iron burners and radiants
- 1" Gas connection
- Appropriate regulator for gas type selected
- Two year warranty: parts and labor

OPTIONS

- REMOVABLE 10" PLATE SHELF
- GAS FLEX QUICK DISCONNECT
- 1/4 FISH GRATES QTY: _____
- 1/4 GRIDDLE PLATE QTY: _____
- PLATE SHELF 1/6 PAN CONDIMENTS INSERT
- TONG RACKS (2 EA.)
- NATURAL GAS
- PROPANE
- GAS SAFETY

** TYPE OF GAS MUST BE SPECIFIED **

CONSULTANT APPROVAL: _____

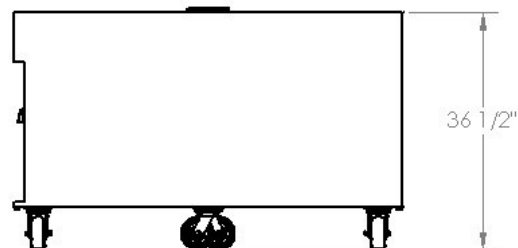
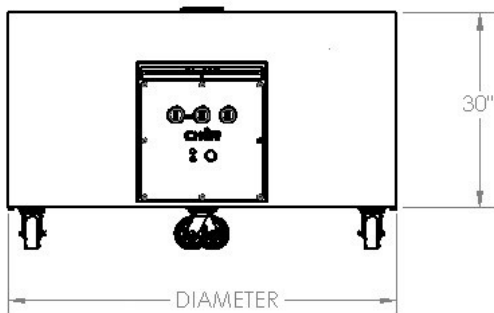
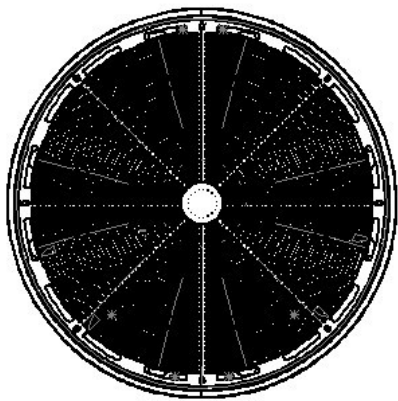
NOTES: _____

DATE: _____





MODEL #	WIDTH	HEIGHT	ELECTRICAL	ELECTRIC w/ gas safety	BTU INPUT –NG	SHIPPING WEIGHT EST.
CP-RRBF-38	38"	36.5"	120V-1PH-8A	120V-1PH-10A	198,000	1,000 LBS.
CP-RRBF-48	48"	36.5"	120V-1PH-8A	120V-1PH-10A	228,000	1,200 LBS.
CP-RRBF-60	60"	36.5"	120V-1PH-8A	120V-1PH-10A	252,000	1,550 LBS.



INSTALLATION INSTRUCTIONS

1. A properly sized gas line must be provided. All units are internally regulated. DO NOT DUAL REGULATE.
2. An adequate ventilation system is required for commercial use. DO NOT ATTEMPT TO OPERATE THIS EQUIPMENT WITHOUT IT.
3. Observe all local and national codes.
4. Proper combustion requires this unit to remain on casters or legs. If a curb installation is preferred, please contact CHAR Products for information in doing so.
5. This appliance is manufactured for commercial use ONLY. It is NOT intended for residential indoor use.
6. We upgrade our products regularly and in doing so, materials, specifications, and model numbers are subject to change without notice.