



ROBATA GAS FUEL SPECIFICATION SHEET



SPECIFICATIONS

This CHAR Robata Grill is GAS fueled and constructed of 304 stainless steel. Currently available in 36", 48", 60" and 72" lengths Units have ceramic insulated exteriors and heavy duty stainless steel burners. The quality of this grill will ensure performance and longevity. Standard 3" adjustable leveling feet.

- Must select SD (28.5") for standard depth or ND (20") for narrow depth
- Must input 24", 36", 48", 60", 72" in length for part number
- Must select fuel type (LP) for Propane (NG) for Natural Gas
- See Equipment base spec sheets separately



CHAR Products, LLC

Ph. 702-489-9888

Fax. 702-489-9898

Website: www.charprd.com

Email: info@charprd.com

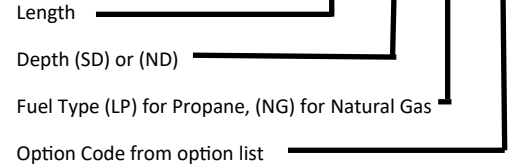
2915 Losee Rd. Ste 106

N. Las Vegas, NV 89030

ITEM NO	
QUANTITY	
JOB NAME	
JOB NO	

PART NUMBER DESIGNATION

CP-GFG-ROB- - - - -



STANDARD FEATURES

- 14 gauge stainless steel body
- Multiple gas control valves for precise heat control
- Fully welded 14 gauge stainless fire box
- Stainless lined
- 1/2" thick laser cut removable grill grates
- Adjustable Skewer Bars
- Adjustable leveling feet
- Removable stainless burners
- Cleaning kit
- Two year warranty parts and labor

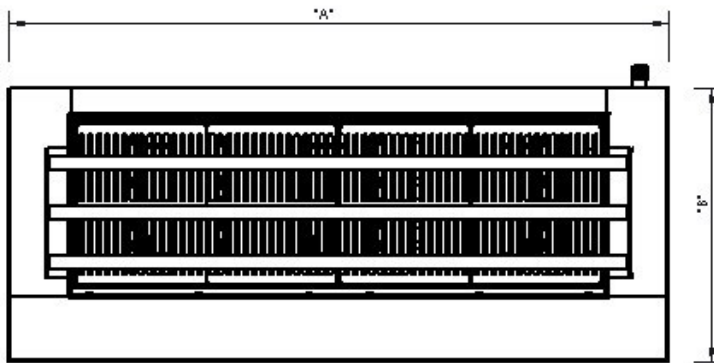
OPTIONS

OPTION CODE	DESCRIPTION
FQD	48" FLEX QUICK DISCONNECT
OHWR1	OVERHEAD WARMING RACK 1 TIER
OHWR2	OVERHEAD WARMING RACK 2 TIER
GP	1/2" POLISHED STAINLESS STEEL GRIDDLE PLATE
SSG	1/2" STAINLESS STEEL GRATE
PS	PLATE SHELF
PSC	PLATE SHELF 1/6 PAN CONDIMENT INSERTS
FF	FEATURE FLAME

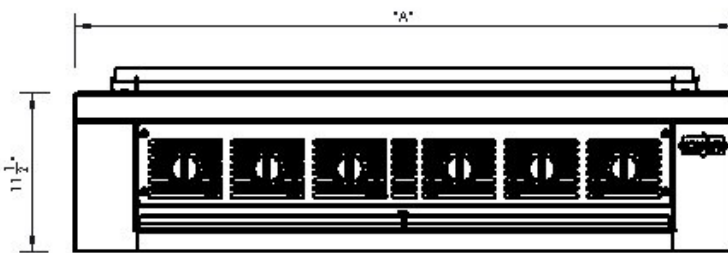
CONSULTANT APPROVAL:



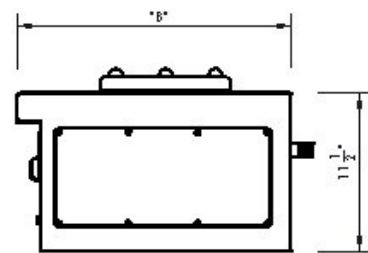
MODEL #	LENGTH A	NARROW DEPTH B	STANDARD DEPTH B	BTU INPUT NG	BTU WITH FEATURE FLAME	SHIPPING WEIGHT ESTIMATED
CP-GFG-ROB-24-_-_-_-	24"	20"	28.5"	44,000	74,000	125 LBS.
CP-GFG-ROB-36-_-_-_-	36"	20"	28.5"	66,000	96,000	150 LBS.
CP-GFG-ROB-48-_-_-_-	48"	20"	28.5"	115,500	145,500	200 LBS.
CP-GFG-ROB-60-_-_-_-	60"	20"	28.5"	148,500	178,500	250 LBS.
CP-GFG-ROB-72-_-_-_-	72"	20"	28.5"	165,000	195,000	300 LBS.



TOP



FRONT



SIDE

INSTALLATION INSTRUCTIONS

1. A properly sized gas line must be provided. All units are internally regulated. DO NOT DUAL REGULATE.
2. An adequate ventilation system is required for commercial use. DO NOT ATTEMPT TO OPERATE THIS EQUIPMENT WITHOUT IT.
3. Observe all local and national codes.
4. Proper combustion requires this unit to remain on 3" legs.
5. This appliance is manufactured for commercial use ONLY. It is NOT intended for residential indoor use.
6. We upgrade our products regularly and in doing so, materials, specifications, and model numbers are subject to change without notice.

CHAR Products, LLC

Ph. 702-489-9888

Fax. 702-489-9898

Website: www.charprd.com

Email: info@charprd.com

2915 Losee Rd. Ste 106

N. Las Vegas, NV 89030