



APPLIANCES WITH SOUL®

WINE DISPLAY CASE

Specification Sheet



SPECIFICATIONS

CHAR Products has over 20 years experience designing, engineering and manufacturing Wine Display cases. Our products reside all over the United States, in some of the most prestigious establishments.

Each display is custom designed to each clients specifications. Every client option request is taken and engineered into the design. Each element is evaluated for performance and conformity to ETL/NSF7/UL safety standards. Each case is tested and certified at our facility before shipment.

Contact our sales team and see what we can do for your next Wine Display case project.

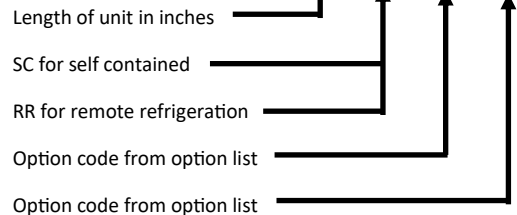
- Must select Self contained (SC) or Remote Refrigeration (RR)
- Refrigerant will be R404A/R448A in all self contained units
- Consult factory for custom sizes
- Engineering collaboration with factory required on (RR) units



ITEM NO	
QUANTITY	
JOB NAME	
JOB NO	

PART NUMBER DESIGNATION

CP-WDC- - - -



STANDARD FEATURES

- Stainless steel interior and exterior
- Foamed in place high density CFC Free Polyurethane insulation
- 6" Legs
- Heavy duty CHAR proprietary door hinging
- Glass doors, thermal dual pane, LI glass
- Stylish full height door handles
- Door Locks
- Standard tubular wine racking
- Standard non UV- LED lighting
- Two year warranty: parts & labor

OPTIONS

OPTION CODE	DESCRIPTION
WDR	CUSTOM RACKING OPTIONS
CLED	CUSTOM LED LIGHTING OPTIONS
CC	CUSTOM INTERIOR/EXTERIOR FINISH
GNG	GLASS OPTIONS
SZR	SINGLE ZONE REFRIGERATION
DZR	DUAL ZONE REFRIGERATION
MZR	MULTI ZONE REFRIGERATION

CONSULTANT APPROVAL:

Blank area for consultant approval signature.

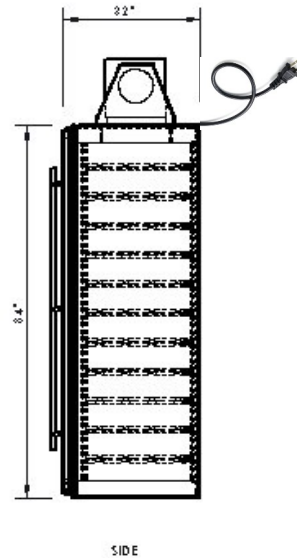
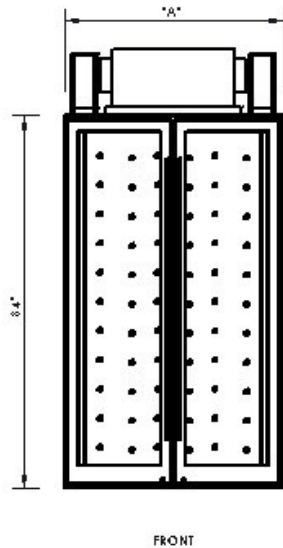
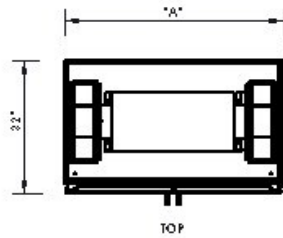
CHAR Products, LLC

Ph. 702-489-9888
Fax. 702-489-9898

Website: www.charprd.com 2915 Losee Rd. Ste 106
Email: info@charprd.com N. Las Vegas, NV 89030



MODEL #	LENGTH A	ELECTRIC (SC)	SHIPPING WEIGHT
CP-WDC-36-SC-__-__	36"	120V-1PH-15A	1,100 LBS
CP-WDC-48-SC-__-__	48"	120V-1PH-15A	1,250 LBS.
CP-WDC-60-SC-__-__	60"	120V-1PH-15A	1,400 LBS.
CP-WDC-72-SC-__-__	72"	120V-1PH-15A	1,550 LBS.



INSTALLATION INSTRUCTIONS

1. Observe all local and national codes.
2. This appliance is manufactured for commercial use ONLY. It is NOT intended for residential indoor use.
3. We upgrade our products regularly and in doing so, materials, specifications, and model numbers are subject to change without notice.

CHAR Products, LLC

Ph. 702-489-9888

Fax. 702-489-9898

Website: www.charprd.com

Email: info@charprd.com

2915 Losee Rd. Ste 106

N. Las Vegas, NV 89030